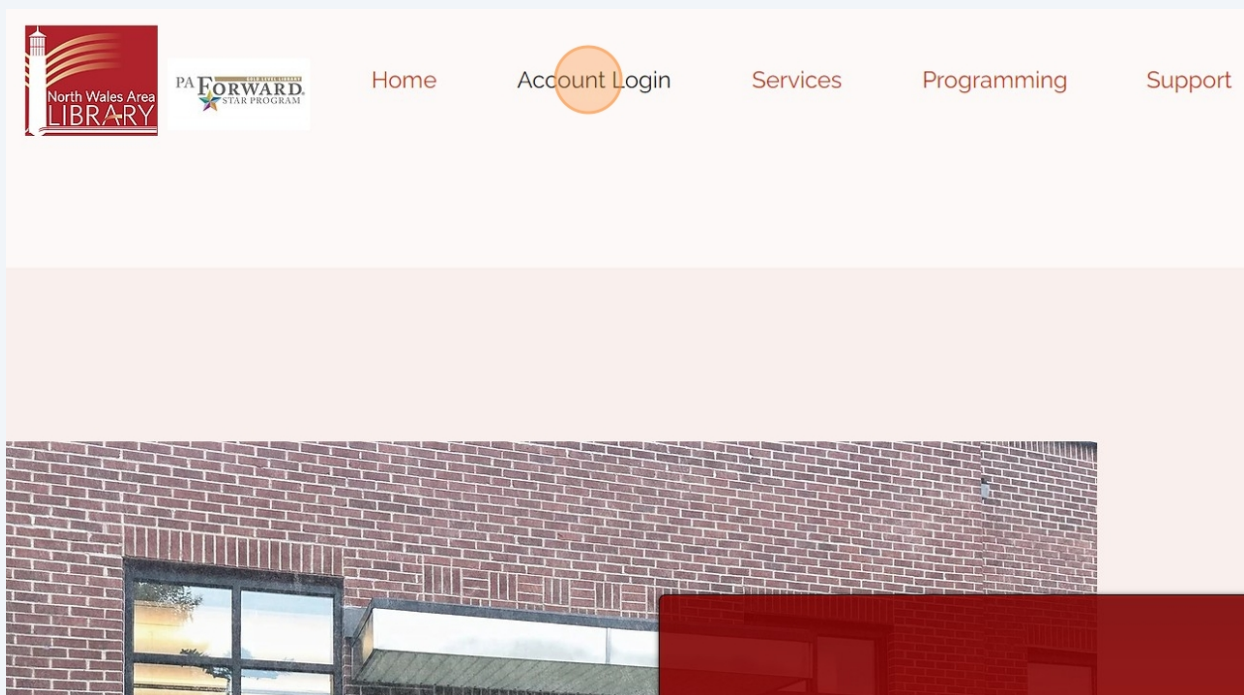


How to Login to your NWAL Account Online!

This helpful guide will show you the step by step directions on how to login to your library account online so that you can check your due dates (if you lost that silly library receipt with the due dates on it), renew your books (unless they have a hold on them, then they will not renew!), and put holds on books that you would like! We hope this helps!

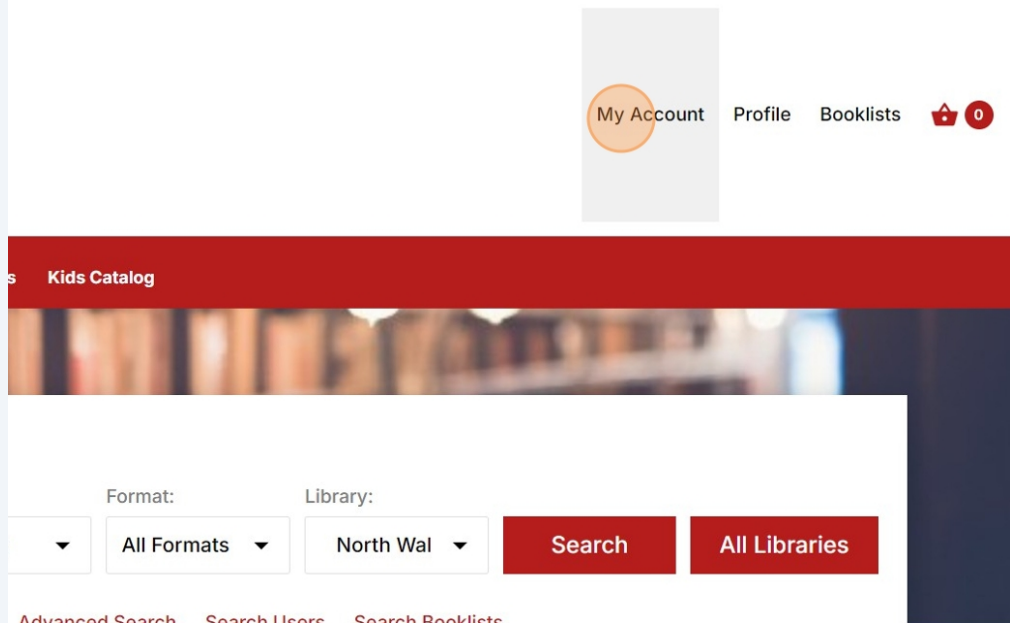
1 Navigate to <https://www.northwaleslibrary.org/>

2 Click "Account Login"

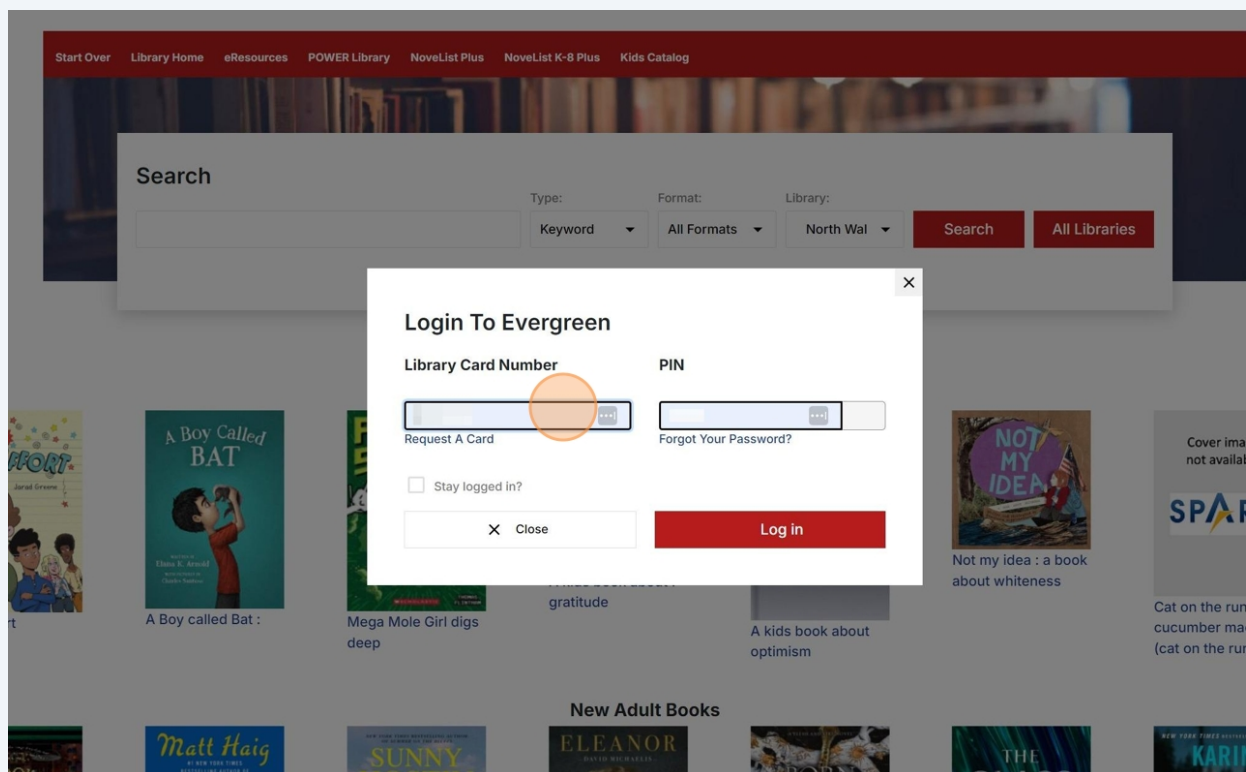


3 Click "My Account"

about scheduling a time for curbside service.

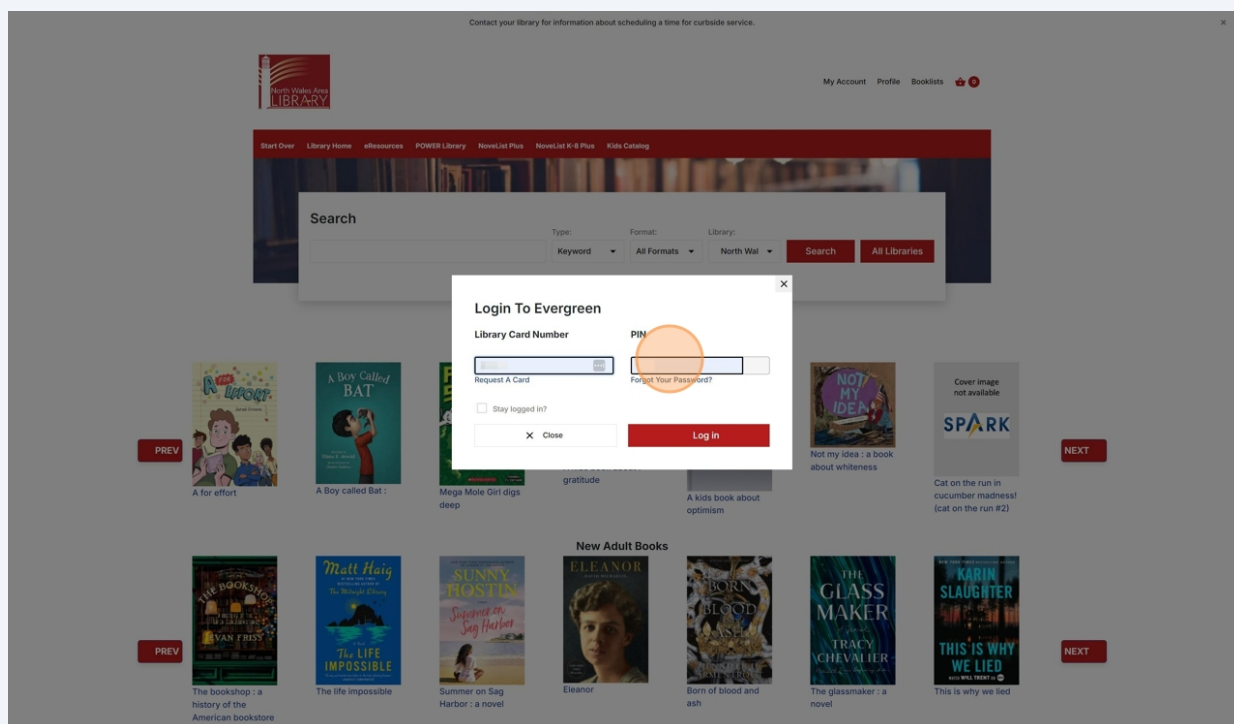


4 Click the "Library Card Number" field. Enter your library card number that starts with "2508" or "2239" in this box. You will need to enter the ENTIRE number.



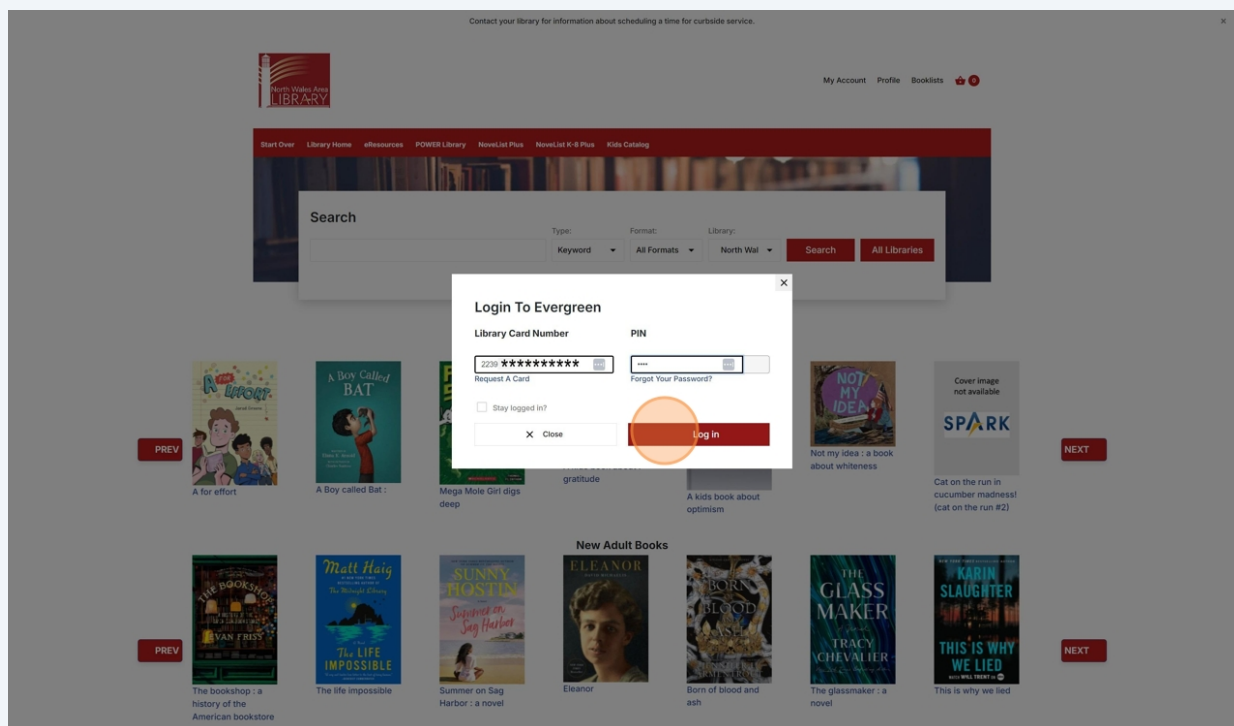
5

Click the "PIN" field. Enter your pin number, which should be the last four digits of the phone number you provided when you got your library card.



6

Click "Log in"



7

This is where you can see what items you have checked out from the North Wales Area Library ONLY. You can also see what items you have on hold & if they are ready for pickup. You will also be able to see if you have a fine on your account.

The screenshot displays the North Wales Area Library website. At the top left is the library's logo. To the right, there are links for Messages, My Account, Profile, Booklists, and Logout, along with a notification icon showing 0 items. Below this is a red navigation bar with links: Start Over, Library Home, eResources, POWER Library, NoveList Plus, NoveList K-8 Plus, and Kids Catalog. The main content area features a large search bar with the label "Search". To the right of the search bar are dropdown menus for Type (Keyword), Format (All Formats), and Library (North Wales Area Library). Below these are "Search" and "All Libraries" buttons. Under the search bar are links for Basic Search, Browse the Catalog, and Advanced Search. On the left side, there is a "My Account Summary" section with a sidebar menu containing: Home, \$0.00 Charges, 0 Messages, 4 Items Checked Out, 0 Holds / 0 Ready, and Preferences. The main content of the "My Account Summary" section shows: Items Checked out (4), Items on Hold (0), and Items Ready for Pickup (0). At the bottom of the page, there is a red footer bar with links for Request Library Card, Start Over, Library Home, and Events. Below this are the logos for paILS and SPARK. The footer also contains copyright information: Copyright © 2006-2024 Georgia Public Library Service, and others. It states that The Pennsylvania Integrated Library System, home of the SPARK consortium, is proud to partner with Equinox Open Library Initiative to support the Evergreen ILS for our member libraries. Finally, it mentions that the project is made possible by Library Services and Technology Act funds from the U.S. Institute of Museum and Library Services administered by the Office of Commonwealth Libraries, Department of Education, Commonwealth of Pennsylvania, Josh Shapiro, Governor.